

## 令和6年度国民健康保険料（税）率等の状況について

国民健康保険室

## 1 国保料（税）率の改定状況 [医療分のみ]

|     | 市町村数 | 割合    | 主な理由             |
|-----|------|-------|------------------|
| 引上  | 19   | 24.7% | 県標準保険料率を参酌した引き上げ |
| 引下  | 10   | 13.0% | 資産割の段階的引き下げ又は廃止等 |
| 据置  | 34   | 44.1% |                  |
| その他 | 14   | 18.2% | 4つの算定要素の均衡       |

(市町村別一覧は別紙「税率比較表」を参照)

■引上：所得割～平等割の増減がプラスのみ

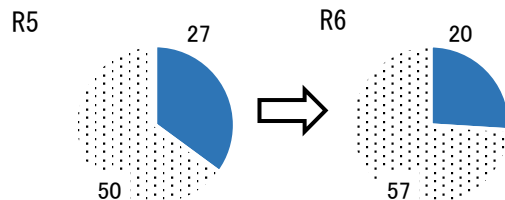
■引下：所得割～平等割の増減がマイナスのみ

■据置：所得割～平等割が全て据置

■その他：プラスとマイナスが混在

## 2 算定方式の変更状況 [市町村数]

■医療分 [保険給付費に充てるもの]



《凡例⇒ ■ 4方式、● 3方式、▨ 2方式》

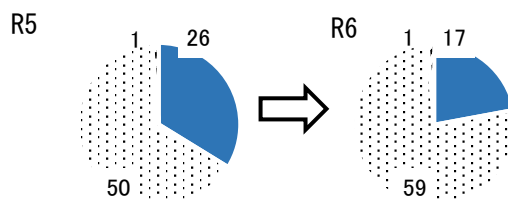
4方式から  
3方式へ  
⇒ 7市町村  
が変更

## ☆算定方式とは

国保料（税）の算定には、次の  
4つの要素がある。

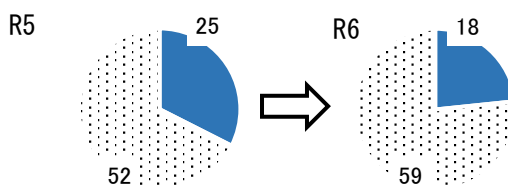
- ①所得割  
被保険者の所得によるもの
- ②資産割  
固定資産税額によるもの
- ③均等割  
被保険者数によるもの
- ④平等割  
世帯単位によるもの

■後期分 [後期高齢者支援金に充てるもの]



4方式から  
3方式へ  
⇒ 9市町村  
が変更

■介護分 [介護納付金に充てるもの]



4方式から  
3方式へ  
⇒ 7市町村  
が変更

## 【方式（組み合わせ）】

- 4方式  
上記①～④
- 3方式  
上記①③④
- 2方式  
上記①③

R5-R6 国保料(税)医療分 税率比較表

【別紙】

| 番号  | 保険者名  | R5       |          |          |          | R6       |          |          |          | R5⇒R6の増減 |          |          |          | 引上 | 引下 | 据置 | その他 |    |
|-----|-------|----------|----------|----------|----------|----------|----------|----------|----------|----------|----------|----------|----------|----|----|----|-----|----|
|     |       | 所得割<br>% | 資産割<br>% | 均等割<br>円 | 平等割<br>円 | 所得割<br>% | 資産割<br>% | 均等割<br>円 | 平等割<br>円 | 所得割<br>% | 資産割<br>% | 均等割<br>円 | 平等割<br>円 |    |    |    |     |    |
| 1   | 長野市   | 8.20     | 0.00     | 17,760   | 19,680   | 8.20     | 0.00     | 17,760   | 19,680   | 0.00     | 0.00     | 0        | 0        |    |    |    |     |    |
| 2   | 松本市   | 8.10     | 0.00     | 18,800   | 21,700   | 8.10     | 0.00     | 18,800   | 21,700   | 0.00     | 0.00     | 0        | 0        |    |    |    |     |    |
| 3   | 上田市   | 5.90     | 0.00     | 20,000   | 19,900   | 6.46     | 0.00     | 21,000   | 21,200   | 0.56     | 0.00     | 1,000    | 1,300    | ○  |    |    |     |    |
| 4   | 岡谷市   | 7.61     | 11.95    | 21,800   | 20,000   | 7.26     | 0.00     | 23,200   | 22,600   | -0.35    | -11.95   | 1,400    | 2,600    |    |    |    | ○   |    |
| 5   | 飯田市   | 6.60     | 0.00     | 16,500   | 21,000   | 6.60     | 0.00     | 16,500   | 21,000   | 0.00     | 0.00     | 0        | 0        |    |    |    | ○   |    |
| 6   | 諏訪市   | 6.70     | 0.00     | 19,000   | 22,000   | 6.70     | 0.00     | 19,400   | 22,500   | 0.00     | 0.00     | 400      | 500      | ○  |    |    |     |    |
| 7   | 須坂市   | 7.40     | 0.00     | 19,000   | 19,000   | 7.40     | 0.00     | 19,000   | 19,000   | 0.00     | 0.00     | 0        | 0        |    |    |    | ○   |    |
| 8   | 小諸市   | 6.00     | 0.00     | 18,000   | 20,000   | 6.00     | 0.00     | 18,800   | 20,800   | 0.00     | 0.00     | 800      | 800      | ○  |    |    |     |    |
| 9   | 伊那市   | 6.50     | 0.00     | 23,400   | 24,400   | 6.50     | 0.00     | 23,400   | 24,400   | 0.00     | 0.00     | 0        | 0        |    |    |    | ○   |    |
| 10  | 駒ヶ根市  | 7.30     | 16.00    | 18,000   | 20,000   | 6.69     | 0.00     | 20,200   | 21,300   | -0.61    | -16.00   | 2,200    | 1,300    |    |    |    | ○   |    |
| 11  | 中野市   | 7.00     | 8.60     | 22,500   | 19,600   | 7.20     | 6.70     | 22,500   | 20,100   | 0.20     | -1.90    | 0        | 500      |    |    |    | ○   |    |
| 12  | 大町市   | 5.90     | 14.00    | 21,000   | 24,000   | 5.90     | 7.00     | 21,000   | 24,000   | 0.00     | -7.00    | 0        | 0        |    | ○  |    |     |    |
| 13  | 飯山市   | 6.90     | 6.50     | 20,000   | 20,100   | 6.90     | 3.00     | 20,000   | 20,100   | 0.00     | -3.50    | 0        | 0        |    | ○  |    |     |    |
| 14  | 茅野市   | 6.47     | 13.00    | 19,200   | 20,000   | 6.12     | 0.00     | 22,400   | 22,700   | -0.35    | -13.00   | 3,200    | 2,700    |    |    |    | ○   |    |
| 15  | 塩尻市   | 6.35     | 0.00     | 23,500   | 23,700   | 6.42     | 0.00     | 23,600   | 23,900   | 0.07     | 0.00     | 100      | 200      | ○  |    |    |     |    |
| 16  | 千曲市   | 7.70     | 0.00     | 19,500   | 22,000   | 7.70     | 0.00     | 19,500   | 22,000   | 0.00     | 0.00     | 0        | 0        |    |    |    | ○   |    |
| 17  | 佐久市   | 7.30     | 0.00     | 20,800   | 24,400   | 7.30     | 0.00     | 20,800   | 24,400   | 0.00     | 0.00     | 0        | 0        |    |    |    | ○   |    |
| 19  | 佐久穂町  | 6.70     | 9.00     | 21,000   | 22,000   | 6.70     | 9.00     | 21,000   | 22,000   | 0.00     | 0.00     | 0        | 0        |    |    |    | ○   |    |
| 20  | 小海町   | 6.40     | 25.00    | 16,500   | 17,500   | 6.40     | 19.00    | 18,000   | 19,000   | 0.00     | -6.00    | 1,500    | 1,500    |    |    |    | ○   |    |
| 21  | 川上村   | 6.00     | 15.00    | 25,000   | 24,000   | 6.20     | 10.00    | 23,000   | 23,000   | 0.20     | -5.00    | -2,000   | -1,000   |    |    |    | ○   |    |
| 22  | 南牧村   | 6.64     | 18.00    | 25,200   | 25,000   | 6.64     | 0.00     | 21,000   | 21,000   | 0.00     | -18.00   | -4,200   | -4,000   |    | ○  |    |     |    |
| 23  | 南相木村  | 6.50     | 10.00    | 24,000   | 24,000   | 6.50     | 5.00     | 24,000   | 24,000   | 0.00     | -5.00    | 0        | 0        |    | ○  |    |     |    |
| 24  | 北相木村  | 6.80     | 24.00    | 25,000   | 21,000   | 6.80     | 18.00    | 25,000   | 21,000   | 0.00     | -6.00    | 0        | 0        |    | ○  |    |     |    |
| 26  | 軽井沢町  | 7.50     | 0.00     | 18,500   | 21,000   | 7.50     | 0.00     | 18,500   | 21,000   | 0.00     | 0.00     | 0        | 0        |    |    | ○  |     |    |
| 28  | 御代田町  | 6.60     | 0.00     | 23,000   | 23,000   | 6.60     | 0.00     | 23,000   | 23,000   | 0.00     | 0.00     | 0        | 0        |    |    |    | ○   |    |
| 29  | 立科町   | 6.16     | 14.00    | 21,000   | 21,500   | 6.94     | 10.00    | 21,000   | 21,500   | 0.78     | -4.00    | 0        | 0        |    |    |    | ○   |    |
| 33  | 長和町   | 6.45     | 18.00    | 20,600   | 17,990   | 6.65     | 9.00     | 21,000   | 18,800   | 0.20     | -9.00    | 340      | 810      |    |    |    | ○   |    |
| 34  | 東御市   | 6.70     | 11.20    | 19,000   | 19,500   | 6.70     | 11.20    | 19,000   | 19,500   | 0.00     | 0.00     | 0        | 0        |    |    |    | ○   |    |
| 39  | 青木村   | 7.60     | 0.00     | 25,000   | 25,000   | 7.60     | 0.00     | 25,000   | 25,000   | 0.00     | 0.00     | 0        | 0        |    |    |    | ○   |    |
| 40  | 坂城町   | 6.70     | 1.80     | 21,000   | 21,100   | 6.75     | 1.00     | 21,000   | 21,100   | 0.05     | -0.80    | 0        | 0        |    |    |    | ○   |    |
| 42  | 下諏訪町  | 7.50     | 20.80    | 19,000   | 19,800   | 7.50     | 20.80    | 19,000   | 19,800   | 0.00     | 0.00     | 0        | 0        |    |    |    | ○   |    |
| 43  | 富士見町  | 6.80     | 0.00     | 20,200   | 19,400   | 6.58     | 0.00     | 20,800   | 20,300   | -0.22    | 0.00     | 600      | 900      |    |    |    | ○   |    |
| 44  | 原村    | 6.40     | 12.00    | 19,600   | 20,800   | 6.26     | 7.00     | 20,000   | 21,000   | -0.14    | -5.00    | 400      | 200      |    |    |    | ○   |    |
| 46  | 辰野町   | 5.20     | 20.00    | 21,000   | 20,000   | 5.60     | 10.00    | 21,000   | 20,000   | 0.40     | -10.00   | 0        | 0        |    |    |    | ○   |    |
| 47  | 箕輪町   | 6.50     | 0.00     | 25,000   | 24,000   | 6.50     | 0.00     | 25,000   | 24,000   | 0.00     | 0.00     | 0        | 0        |    |    |    | ○   |    |
| 48  | 飯島町   | 6.10     | 0.00     | 20,500   | 21,300   | 6.10     | 0.00     | 20,500   | 21,300   | 0.00     | 0.00     | 0        | 0        |    |    |    | ○   |    |
| 49  | 南箕輪村  | 6.30     | 0.00     | 22,800   | 23,700   | 6.30     | 0.00     | 22,800   | 23,700   | 0.00     | 0.00     | 0        | 0        |    |    |    | ○   |    |
| 50  | 中川村   | 5.80     | 27.00    | 21,000   | 21,000   | 5.80     | 27.00    | 21,000   | 21,000   | 0.00     | 0.00     | 0        | 0        |    |    |    | ○   |    |
| 52  | 宮田村   | 6.53     | 0.00     | 23,800   | 24,900   | 6.53     | 0.00     | 23,800   | 24,900   | 0.00     | 0.00     | 0        | 0        |    |    |    | ○   |    |
| 53  | 木曾町   | 5.80     | 0.00     | 21,000   | 21,000   | 5.80     | 0.00     | 21,000   | 21,000   | 0.00     | 0.00     | 0        | 0        |    |    |    | ○   |    |
| 54  | 上松町   | 6.50     | 0.00     | 21,000   | 21,000   | 6.50     | 0.00     | 21,000   | 21,000   | 0.00     | 0.00     | 0        | 0        |    |    |    | ○   |    |
| 55  | 南木曾町  | 7.20     | 0.00     | 18,000   | 21,000   | 7.10     | 0.00     | 19,000   | 21,500   | -0.10    | 0.00     | 1,000    | 500      |    |    |    | ○   |    |
| 57  | 木祖村   | 6.20     | 0.00     | 19,000   | 20,000   | 6.54     | 0.00     | 21,100   | 21,900   | 0.34     | 0.00     | 2,100    | 1,900    | ○  |    |    |     |    |
| 61  | 王滝村   | 5.80     | 0.00     | 18,600   | 17,900   | 5.90     | 0.00     | 19,300   | 18,400   | 0.10     | 0.00     | 700      | 500      | ○  |    |    |     |    |
| 62  | 大桑村   | 6.35     | 0.00     | 23,400   | 23,700   | 6.35     | 0.00     | 23,400   | 23,700   | 0.00     | 0.00     | 0        | 0        |    |    |    | ○   |    |
| 68  | 筑北村   | 7.20     | 41.00    | 26,000   | 22,500   | 7.20     | 30.00    | 26,000   | 22,500   | 0.00     | -11.00   | 0        | 0        |    | ○  |    |     |    |
| 69  | 麻績村   | 7.00     | 28.60    | 24,000   | 23,000   | 7.00     | 21.45    | 24,000   | 23,000   | 0.00     | -7.15    | 0        | 0        |    | ○  |    |     |    |
| 71  | 生坂村   | 6.80     | 0.00     | 23,000   | 20,800   | 6.80     | 0.00     | 23,000   | 20,800   | 0.00     | 0.00     | 0        | 0        |    |    |    | ○   |    |
| 73  | 山形村   | 7.00     | 20.00    | 20,000   | 22,000   | 7.00     | 0.00     | 26,000   | 26,000   | 0.00     | -20.00   | 6,000    | 4,000    |    |    |    | ○   |    |
| 74  | 朝日村   | 6.70     | 17.40    | 20,000   | 21,000   | 6.10     | 0.00     | 20,000   | 21,000   | -0.60    | -17.40   | 0        | 0        |    | ○  |    |     |    |
| 76  | 安曇野市  | 6.90     | 0.00     | 20,400   | 20,400   | 6.90     | 0.00     | 20,400   | 20,400   | 0.00     | 0.00     | 0        | 0        |    |    |    | ○   |    |
| 82  | 池田町   | 6.30     | 0.00     | 19,000   | 18,500   | 6.40     | 0.00     | 21,000   | 21,000   | 0.10     | 0.00     | 2,000    | 2,500    | ○  |    |    |     |    |
| 83  | 松川村   | 6.20     | 0.00     | 23,500   | 23,500   | 6.20     | 0.00     | 23,500   | 23,500   | 0.00     | 0.00     | 0        | 0        |    |    |    | ○   |    |
| 86  | 白馬村   | 4.80     | 0.00     | 16,900   | 13,900   | 5.00     | 0.00     | 17,900   | 15,800   | 0.20     | 0.00     | 1,000    | 1,900    | ○  |    |    |     |    |
| 87  | 小谷村   | 6.20     | 0.00     | 13,000   | 24,000   | 6.20     | 0.00     | 14,000   | 24,000   | 0.00     | 0.00     | 1,000    | 0        | ○  |    |    |     |    |
| 89  | 松川町   | 5.70     | 0.00     | 17,000   | 15,500   | 5.70     | 0.00     | 18,000   | 16,600   | 0.00     | 0.00     | 1,000    | 1,100    | ○  |    |    |     |    |
| 90  | 高森町   | 6.90     | 0.00     | 16,000   | 18,000   | 6.90     | 0.00     | 16,000   | 18,000   | 0.00     | 0.00     | 0        | 0        |    |    |    | ○   |    |
| 91  | 阿南町   | 6.10     | 0.00     | 19,000   | 18,500   | 6.47     | 0.00     | 20,500   | 20,000   | 0.37     | 0.00     | 1,500    | 1,500    | ○  |    |    |     |    |
| 94  | 阿智村   | 7.30     | 0.00     | 18,000   | 23,000   | 6.70     | 0.00     | 18,000   | 23,000   | -0.60    | 0.00     | 0        | 0        |    | ○  |    |     |    |
| 96  | 平谷村   | 4.00     | 0.00     | 16,000   | 15,500   | 4.00     | 0.00     | 17,000   | 16,500   | 0.00     | 0.00     | 1,000    | 1,000    | ○  |    |    |     |    |
| 97  | 根羽村   | 3.20     | 0.00     | 13,800   | 12,800   | 3.60     | 0.00     | 14,000   | 13,200   | 0.40     | 0.00     | 200      | 400      | ○  |    |    |     |    |
| 98  | 下條村   | 5.50     | 0.00     | 18,900   | 16,500   | 5.50     | 0.00     | 19,100   | 17,300   | 0.00     | 0.00     | 200      | 800      | ○  |    |    |     |    |
| 99  | 売木村   | 4.00     | 0.00     | 14,500   | 11,900   | 4.50     | 0.00     | 16,000   | 13,400   | 0.50     | 0.00     | 1,500    | 1,500    | ○  |    |    |     |    |
| 100 | 天龍村   | 5.72     | 0.00     | 21,200   | 22,000   | 5.72     | 0.00     | 21,200   | 22,000   | 0.00     | 0.00     | 0        | 0        |    |    |    | ○   |    |
| 101 | 黍草村   | 5.15     | 0.00     | 15,300   | 15,200   | 5.17     | 0.00     | 16,500   | 16,400   | 0.02     | 0.00     | 1,200    | 1,200    | ○  |    |    |     |    |
| 102 | 喬木村   | 6.17     | 0.00     | 18,500   | 19,000   | 6.17     | 0.00     | 18,500   | 19,000   | 0.00     | 0.00     | 0        | 0        |    |    |    | ○   |    |
| 103 | 豊丘村   | 4.92     | 0.00     | 17,000   | 14,500   | 4.92     | 0.00     | 17,000   | 16,500   | 0.00     | 0.00     | 0        | 2,000    | ○  |    |    |     |    |
| 104 | 大鹿村   | 4.26     | 0.00     | 11,100   | 12,000   | 4.65     | 0.00     | 13,100   | 13,400   | 0.39     | 0.00     | 2,000    | 1,400    | ○  |    |    |     |    |
| 109 | 小布施町  | 6.20     | 0.00     | 23,000   | 18,000   | 6.20     | 0.00     | 23,000   | 18,000   | 0.00     | 0.00     | 0        | 0        |    |    |    | ○   |    |
| 111 | 高山村   | 7.80     | 0.00     | 21,700   | 21,200   | 7.80     | 0.00     | 21,700   | 21,200   | 0.00     | 0.00     | 0        | 0        |    |    |    | ○   |    |
| 112 | 山ノ内町  | 4.80     | 15.50    | 23,000   | 21,400   | 4.40     | 0.00     | 21,200   | 19,700   | -0.40    | -15.50   | -1,800   | -1,700   |    | ○  |    |     |    |
| 113 | 木島平村  | 6.50     | 7.75     | 21,000   | 22,100   | 6.50     | 7.75     | 21,000   | 22,100   | 0.00     | 0.00     | 0        | 0        |    |    |    | ○   |    |
| 114 | 野沢温泉村 | 6.90     | 19.40    | 17,800   | 18,000   | 6.90     | 19.40    | 17,800   | 18,000   | 0.00     | 0.00     | 0        | 0        |    |    |    | ○   |    |
| 117 | 信濃町   | 6.80     | 0.00     | 20,800   | 20,800   | 6.80     | 0.00     | 20,800   | 20,800   | 0.00     | 0.00     | 0        | 0        |    |    |    | ○   |    |
| 118 | 飯綱町   | 6.60     | 0.00     | 22,000   | 23,000   | 6.60     | 0.00     | 22,000   | 23,000   | 0.00     | 0.00     | 0        | 0        |    |    |    | ○   |    |
| 122 | 小川村   | 7.90     | 0.00     | 20,000   | 22,000   | 7.90     | 0.00     | 20,000   | 22,000   | 0.00     | 0.00     | 0        | 0        |    |    |    | ○   |    |
| 125 | 栄村    | 6.10     | 0.00     | 15,000   | 17,000   | 6.10     | 0.00     | 17,500   | 19,000   | 0.00     | 0.00     | 2,500    | 2,000    | ○  |    |    |     |    |
|     | 県内平均  | 6.41     | 16.50    | 20,051   | 20,404   | 6.43     | 12.62    | 20,425   | 20,804   | 0.29     | -9.20    | 1,364    | 400      | ○  | 19 | 10 | 34  | 14 |

R 6 年度 国民健康保険料（税）率一覧表

【参考】

| 番号  | 保険者名  | 医 療 分    |          |          |          | 後 期 分    |          |          |          | 介 護 分    |          |          |          |
|-----|-------|----------|----------|----------|----------|----------|----------|----------|----------|----------|----------|----------|----------|
|     |       | 所得割<br>% | 資産割<br>% | 均等割<br>円 | 平等割<br>円 | 所得割<br>% | 資産割<br>% | 均等割<br>円 | 平等割<br>円 | 所得割<br>% | 資産割<br>% | 均等割<br>円 | 平等割<br>円 |
| 1   | 長野市   | 8.20     | 0.00     | 17,760   | 19,680   | 2.80     | 0.00     | 6,240    | 7,560    | 2.60     | 0.00     | 8,760    | 7,080    |
| 2   | 松本市   | 8.10     | 0.00     | 18,800   | 21,700   | 3.20     | 0.00     | 6,500    | 7,400    | 2.60     | 0.00     | 6,400    | 6,700    |
| 3   | 上田市   | 6.46     | 0.00     | 21,000   | 21,200   | 2.61     | 0.00     | 8,700    | 7,300    | 2.46     | 0.00     | 8,900    | 6,500    |
| 4   | 岡谷市   | 7.26     | 0.00     | 23,200   | 22,600   | 2.89     | 0.00     | 10,200   | 8,200    | 2.38     | 0.00     | 10,000   | 8,000    |
| 5   | 飯田市   | 6.60     | 0.00     | 16,500   | 21,000   | 3.05     | 0.00     | 10,600   | 0        | 2.70     | 0.00     | 8,600    | 6,800    |
| 6   | 諏訪市   | 6.70     | 0.00     | 19,400   | 22,500   | 2.85     | 0.00     | 8,100    | 9,600    | 1.99     | 0.00     | 7,750    | 6,700    |
| 7   | 須坂市   | 7.40     | 0.00     | 19,000   | 19,000   | 2.90     | 0.00     | 6,000    | 6,000    | 2.10     | 0.00     | 8,000    | 7,000    |
| 8   | 小諸市   | 6.00     | 0.00     | 18,800   | 20,800   | 2.80     | 0.00     | 8,500    | 7,000    | 2.80     | 0.00     | 9,000    | 8,000    |
| 9   | 伊那市   | 6.50     | 0.00     | 23,400   | 24,400   | 2.30     | 0.00     | 8,800    | 7,900    | 2.40     | 0.00     | 10,300   | 7,700    |
| 10  | 駒ヶ根市  | 6.69     | 0.00     | 20,200   | 21,300   | 2.79     | 0.00     | 8,800    | 7,700    | 2.27     | 0.00     | 8,700    | 7,200    |
| 11  | 中野市   | 7.20     | 6.70     | 22,500   | 20,100   | 2.50     | 3.10     | 7,800    | 7,300    | 2.30     | 0.80     | 9,800    | 6,600    |
| 12  | 大町市   | 5.90     | 7.00     | 21,000   | 24,000   | 2.40     | 0.00     | 10,000   | 9,000    | 2.20     | 0.00     | 9,000    | 7,000    |
| 13  | 飯山市   | 6.90     | 3.00     | 20,000   | 20,100   | 3.45     | 1.50     | 9,800    | 9,700    | 2.60     | 1.00     | 7,500    | 7,000    |
| 14  | 茅野市   | 6.12     | 0.00     | 22,400   | 22,700   | 2.95     | 0.00     | 11,100   | 9,800    | 2.46     | 0.00     | 10,700   | 8,500    |
| 15  | 塩尻市   | 6.42     | 0.00     | 23,600   | 23,900   | 2.71     | 0.00     | 10,100   | 8,900    | 2.28     | 0.00     | 9,800    | 7,800    |
| 16  | 千曲市   | 7.70     | 0.00     | 19,500   | 22,000   | 2.40     | 0.00     | 7,500    | 7,200    | 1.80     | 0.00     | 7,300    | 6,300    |
| 17  | 佐久市   | 7.30     | 0.00     | 20,800   | 24,400   | 2.75     | 0.00     | 7,300    | 8,700    | 2.75     | 0.00     | 9,000    | 7,300    |
| 19  | 佐久穂町  | 6.70     | 9.00     | 21,000   | 22,000   | 2.20     | 5.50     | 8,500    | 7,500    | 2.00     | 4.50     | 9,000    | 7,000    |
| 20  | 小海町   | 6.40     | 19.00    | 18,000   | 19,000   | 3.10     | 6.00     | 5,600    | 5,600    | 2.00     | 7.00     | 8,800    | 6,800    |
| 21  | 川上村   | 6.20     | 10.00    | 23,000   | 23,000   | 2.80     | 4.00     | 11,000   | 10,000   | 2.20     | 2.00     | 11,000   | 9,000    |
| 22  | 南牧村   | 6.64     | 0.00     | 21,000   | 21,000   | 2.00     | 0.00     | 11,000   | 10,000   | 2.00     | 0.00     | 11,000   | 9,000    |
| 23  | 南相木村  | 6.50     | 5.00     | 24,000   | 24,000   | 3.50     | 2.20     | 10,500   | 10,000   | 2.50     | 1.50     | 9,500    | 9,000    |
| 24  | 北相木村  | 6.80     | 18.00    | 25,000   | 21,000   | 2.70     | 6.00     | 9,000    | 10,000   | 2.20     | 4.00     | 10,000   | 7,000    |
| 26  | 軽井沢町  | 7.50     | 0.00     | 18,500   | 21,000   | 2.60     | 0.00     | 6,500    | 6,600    | 2.70     | 0.00     | 8,300    | 5,000    |
| 28  | 御代田町  | 6.60     | 0.00     | 23,000   | 23,000   | 2.20     | 0.00     | 7,000    | 7,000    | 2.20     | 0.00     | 9,500    | 8,000    |
| 29  | 立科町   | 6.94     | 10.00    | 21,000   | 21,500   | 1.98     | 2.85     | 6,000    | 6,200    | 2.54     | 4.25     | 9,200    | 6,400    |
| 33  | 長和町   | 6.65     | 9.00     | 21,000   | 18,800   | 2.70     | 6.00     | 8,000    | 7,300    | 1.90     | 9.00     | 8,300    | 5,800    |
| 34  | 東御市   | 6.70     | 11.20    | 19,000   | 19,500   | 2.50     | 3.80     | 7,300    | 7,000    | 2.30     | 1.80     | 9,000    | 8,200    |
| 39  | 青木村   | 7.60     | 0.00     | 25,000   | 25,000   | 2.90     | 0.00     | 6,400    | 6,000    | 2.10     | 0.00     | 7,300    | 6,500    |
| 40  | 坂城町   | 6.75     | 1.00     | 21,000   | 21,100   | 2.70     | 0.50     | 8,400    | 8,500    | 2.40     | 0.80     | 7,700    | 7,700    |
| 42  | 下諏訪町  | 7.50     | 20.80    | 19,000   | 19,800   | 2.60     | 7.04     | 8,500    | 8,000    | 2.30     | 7.28     | 8,000    | 7,000    |
| 43  | 富士見町  | 6.58     | 0.00     | 20,800   | 20,300   | 2.71     | 0.00     | 9,100    | 8,100    | 2.33     | 0.00     | 8,800    | 6,300    |
| 44  | 原村    | 6.26     | 7.00     | 20,000   | 21,000   | 2.39     | 0.00     | 7,600    | 7,700    | 2.05     | 3.30     | 8,200    | 6,700    |
| 46  | 辰野町   | 5.60     | 10.00    | 21,000   | 20,000   | 2.00     | 4.70     | 8,500    | 7,000    | 1.80     | 3.50     | 10,000   | 5,000    |
| 47  | 箕輪町   | 6.50     | 0.00     | 25,000   | 24,000   | 2.30     | 0.00     | 8,500    | 8,000    | 1.80     | 0.00     | 8,000    | 6,000    |
| 48  | 飯島町   | 6.10     | 0.00     | 20,500   | 21,300   | 2.50     | 0.00     | 8,100    | 7,200    | 2.30     | 0.00     | 8,700    | 7,000    |
| 49  | 南箕輪村  | 6.30     | 0.00     | 22,800   | 23,700   | 2.35     | 0.00     | 9,000    | 8,000    | 1.95     | 0.00     | 8,700    | 6,500    |
| 50  | 中川村   | 5.80     | 27.00    | 21,000   | 21,000   | 1.75     | 7.00     | 5,300    | 5,000    | 1.75     | 7.10     | 8,500    | 6,500    |
| 52  | 宮田村   | 6.53     | 0.00     | 23,800   | 24,900   | 2.33     | 0.00     | 8,700    | 7,800    | 2.25     | 0.00     | 9,800    | 7,200    |
| 53  | 木曾町   | 5.80     | 0.00     | 21,000   | 21,000   | 2.40     | 0.00     | 9,000    | 8,000    | 2.20     | 0.00     | 9,000    | 7,000    |
| 54  | 上松町   | 6.50     | 0.00     | 21,000   | 21,000   | 2.26     | 0.00     | 8,000    | 6,700    | 2.00     | 0.00     | 8,000    | 6,000    |
| 55  | 南木曾町  | 7.10     | 0.00     | 19,000   | 21,500   | 2.65     | 0.00     | 9,400    | 7,500    | 2.75     | 0.00     | 10,400   | 7,300    |
| 57  | 木祖村   | 6.54     | 0.00     | 21,100   | 21,900   | 2.68     | 0.00     | 8,300    | 8,400    | 2.12     | 0.00     | 9,000    | 6,600    |
| 61  | 王滝村   | 5.90     | 0.00     | 19,300   | 18,400   | 2.30     | 0.00     | 8,500    | 7,500    | 2.15     | 0.00     | 9,000    | 7,500    |
| 62  | 大桑村   | 6.35     | 0.00     | 23,400   | 23,700   | 2.75     | 0.00     | 10,400   | 9,000    | 2.25     | 0.00     | 9,800    | 7,800    |
| 68  | 筑北村   | 7.20     | 30.00    | 26,000   | 22,500   | 1.95     | 10.50    | 9,000    | 6,800    | 2.00     | 9.00     | 7,500    | 7,000    |
| 69  | 麻績村   | 7.00     | 21.45    | 24,000   | 23,000   | 2.20     | 0.00     | 8,700    | 9,000    | 1.80     | 0.00     | 7,900    | 5,900    |
| 71  | 生坂村   | 6.80     | 0.00     | 23,000   | 20,800   | 2.20     | 0.00     | 7,400    | 6,500    | 1.80     | 0.00     | 8,000    | 5,300    |
| 73  | 山形村   | 7.00     | 0.00     | 26,000   | 26,000   | 2.79     | 0.00     | 10,500   | 9,500    | 2.38     | 0.00     | 10,500   | 8,500    |
| 74  | 朝日村   | 6.10     | 0.00     | 20,000   | 21,000   | 2.40     | 0.00     | 9,000    | 8,000    | 1.90     | 0.00     | 8,000    | 7,000    |
| 76  | 安曇野市  | 6.90     | 0.00     | 20,400   | 20,400   | 2.70     | 0.00     | 9,600    | 9,600    | 2.20     | 0.00     | 7,000    | 7,000    |
| 82  | 池田町   | 6.40     | 0.00     | 21,000   | 21,000   | 2.70     | 0.00     | 10,000   | 8,000    | 2.10     | 0.00     | 9,000    | 7,000    |
| 83  | 松川村   | 6.20     | 0.00     | 23,500   | 23,500   | 2.10     | 0.00     | 8,000    | 7,500    | 2.00     | 0.00     | 9,000    | 7,000    |
| 86  | 白馬村   | 5.00     | 0.00     | 17,900   | 15,800   | 3.20     | 0.00     | 11,300   | 9,000    | 2.20     | 0.00     | 10,400   | 6,000    |
| 87  | 小谷村   | 6.20     | 0.00     | 14,000   | 24,000   | 2.80     | 0.00     | 8,900    | 8,800    | 2.00     | 0.00     | 9,400    | 7,600    |
| 89  | 松川町   | 5.70     | 0.00     | 18,000   | 16,600   | 2.55     | 0.00     | 9,200    | 7,800    | 2.32     | 0.00     | 9,500    | 6,500    |
| 90  | 高森町   | 6.90     | 0.00     | 16,000   | 18,000   | 2.60     | 0.00     | 9,000    | 6,000    | 2.72     | 0.00     | 9,000    | 5,500    |
| 91  | 阿南町   | 6.47     | 0.00     | 20,500   | 20,000   | 2.85     | 0.00     | 9,000    | 8,900    | 2.12     | 0.00     | 7,500    | 6,000    |
| 94  | 阿智村   | 6.70     | 0.00     | 18,000   | 23,000   | 2.60     | 0.00     | 8,500    | 7,000    | 2.10     | 0.00     | 8,200    | 6,500    |
| 96  | 平谷村   | 4.00     | 0.00     | 17,000   | 16,500   | 2.50     | 0.00     | 8,800    | 7,500    | 1.00     | 0.00     | 9,100    | 4,700    |
| 97  | 根羽村   | 3.60     | 0.00     | 14,000   | 13,200   | 1.78     | 0.00     | 6,800    | 6,600    | 1.78     | 0.00     | 7,500    | 7,000    |
| 98  | 下條村   | 5.50     | 0.00     | 19,100   | 17,300   | 2.66     | 0.00     | 9,100    | 7,700    | 2.23     | 0.00     | 9,500    | 5,200    |
| 99  | 売木村   | 4.50     | 0.00     | 16,000   | 13,400   | 2.50     | 0.00     | 8,500    | 6,800    | 2.40     | 0.00     | 8,600    | 4,200    |
| 100 | 天龍村   | 5.72     | 0.00     | 21,200   | 22,000   | 2.65     | 0.00     | 10,000   | 10,000   | 2.10     | 0.00     | 11,000   | 6,000    |
| 101 | 泰阜村   | 5.17     | 0.00     | 16,500   | 16,400   | 2.65     | 0.00     | 8,800    | 8,300    | 1.72     | 0.00     | 6,300    | 5,300    |
| 102 | 喬木村   | 6.17     | 0.00     | 18,500   | 19,000   | 2.80     | 0.00     | 9,200    | 7,500    | 2.75     | 0.00     | 10,700   | 6,000    |
| 103 | 豊丘村   | 4.92     | 0.00     | 17,000   | 16,500   | 2.89     | 0.00     | 11,100   | 8,000    | 2.19     | 0.00     | 12,400   | 6,000    |
| 104 | 大鹿村   | 4.65     | 0.00     | 13,100   | 13,400   | 2.60     | 0.00     | 7,100    | 6,500    | 1.62     | 0.00     | 7,900    | 4,800    |
| 109 | 小布施町  | 6.20     | 0.00     | 23,000   | 18,000   | 2.40     | 0.00     | 9,100    | 6,700    | 2.15     | 0.00     | 9,600    | 5,000    |
| 111 | 高山村   | 7.80     | 0.00     | 21,700   | 21,200   | 2.10     | 0.00     | 5,800    | 5,800    | 2.40     | 0.00     | 8,000    | 7,000    |
| 112 | 山ノ内町  | 4.40     | 0.00     | 21,200   | 19,700   | 1.80     | 0.00     | 8,700    | 7,600    | 1.40     | 0.00     | 9,100    | 6,000    |
| 113 | 木島平村  | 6.50     | 7.75     | 21,000   | 22,100   | 2.60     | 3.00     | 7,900    | 8,500    | 2.60     | 2.90     | 9,300    | 7,800    |
| 114 | 野沢温泉村 | 6.90     | 19.40    | 17,800   | 18,000   | 2.80     | 7.60     | 6,000    | 6,700    | 2.70     | 4.80     | 6,900    | 5,500    |
| 117 | 信濃町   | 6.80     | 0.00     | 20,800   | 20,800   | 2.40     | 0.00     | 7,200    | 7,100    | 2.20     | 0.00     | 6,700    | 6,500    |
| 118 | 飯綱町   | 6.60     | 0.00     | 22,000   | 23,000   | 2.30     | 0.00     | 8,000    | 8,000    | 1.80     | 0.00     | 8,000    | 6,000    |
| 122 | 小川村   | 7.90     | 0.00     | 20,000   | 22,000   | 2.60     | 0.00     | 6,500    | 5,500    | 2.80     | 0.00     | 7,000    | 5,500    |
| 125 | 栄村    | 6.10     | 0.00     | 17,500   | 19,000   | 2.60     | 0.00     | 8,000    | 8,000    | 2.10     | 0.00     | 8,000    | 6,700    |
|     | 県内平均  | 6.43     | 12.62    | 20,425   | 20,804   | 2.56     | 4.78     | 8,478    | 7,663    | 2.20     | 4.14     | 8,812    | 6,701    |

R 5 年度 国民健康保険料（税）率一覧表

【参考】

| 番号  | 保険者名  | 医 療 分    |          |          |          | 後 期 分    |          |          |          | 介 護 分    |          |          |          |
|-----|-------|----------|----------|----------|----------|----------|----------|----------|----------|----------|----------|----------|----------|
|     |       | 所得割<br>% | 資産割<br>% | 均等割<br>円 | 平等割<br>円 | 所得割<br>% | 資産割<br>% | 均等割<br>円 | 平等割<br>円 | 所得割<br>% | 資産割<br>% | 均等割<br>円 | 平等割<br>円 |
| 1   | 長野市   | 8.20     | 0.00     | 17,760   | 19,680   | 2.80     | 0.00     | 6,240    | 7,560    | 2.60     | 0.00     | 8,760    | 7,080    |
| 2   | 松本市   | 8.10     | 0.00     | 18,800   | 21,700   | 3.20     | 0.00     | 6,500    | 7,400    | 2.60     | 0.00     | 6,400    | 6,700    |
| 3   | 上田市   | 5.90     | 0.00     | 20,000   | 19,900   | 2.43     | 0.00     | 8,700    | 7,300    | 2.20     | 0.00     | 8,900    | 6,500    |
| 4   | 岡谷市   | 7.61     | 11.95    | 21,800   | 20,000   | 2.40     | 2.98     | 8,600    | 6,800    | 2.02     | 2.40     | 8,600    | 6,800    |
| 5   | 飯田市   | 6.60     | 0.00     | 16,500   | 21,000   | 3.05     | 0.00     | 10,600   | 0        | 2.70     | 0.00     | 8,600    | 6,800    |
| 6   | 諏訪市   | 6.70     | 0.00     | 19,000   | 22,000   | 2.70     | 0.00     | 8,000    | 9,500    | 1.70     | 0.00     | 7,000    | 6,000    |
| 7   | 須坂市   | 7.40     | 0.00     | 19,000   | 19,000   | 2.90     | 0.00     | 6,000    | 6,000    | 2.10     | 0.00     | 8,000    | 7,000    |
| 8   | 小諸市   | 6.00     | 0.00     | 18,000   | 20,000   | 2.90     | 0.00     | 8,500    | 7,000    | 3.20     | 0.00     | 9,000    | 8,000    |
| 9   | 伊那市   | 6.50     | 0.00     | 23,400   | 24,400   | 2.30     | 0.00     | 8,800    | 7,900    | 2.40     | 0.00     | 10,300   | 7,700    |
| 10  | 駒ヶ根市  | 7.30     | 16.00    | 18,000   | 20,000   | 2.85     | 4.00     | 7,400    | 6,500    | 2.19     | 7.00     | 7,300    | 6,400    |
| 11  | 中野市   | 7.00     | 8.60     | 22,500   | 19,600   | 2.50     | 4.80     | 7,800    | 7,000    | 2.30     | 2.50     | 9,800    | 6,300    |
| 12  | 大町市   | 5.90     | 14.00    | 21,000   | 24,000   | 2.40     | 0.00     | 9,000    | 8,000    | 2.20     | 0.00     | 9,000    | 7,000    |
| 13  | 飯山市   | 6.90     | 6.50     | 20,000   | 20,100   | 3.45     | 3.20     | 9,800    | 9,700    | 2.60     | 1.30     | 7,500    | 7,000    |
| 14  | 茅野市   | 6.47     | 13.00    | 19,200   | 20,000   | 1.93     | 6.00     | 7,500    | 8,600    | 1.87     | 5.70     | 7,700    | 6,000    |
| 15  | 塩尻市   | 6.35     | 0.00     | 23,500   | 23,700   | 2.45     | 0.00     | 9,100    | 8,100    | 2.11     | 0.00     | 9,100    | 7,300    |
| 16  | 千曲市   | 7.70     | 0.00     | 19,500   | 22,000   | 2.40     | 0.00     | 7,500    | 7,200    | 1.80     | 0.00     | 7,300    | 6,300    |
| 17  | 佐久市   | 7.30     | 0.00     | 20,800   | 24,400   | 2.75     | 0.00     | 7,300    | 8,700    | 2.75     | 0.00     | 9,000    | 7,300    |
| 19  | 佐久穂町  | 6.70     | 9.00     | 21,000   | 22,000   | 2.20     | 5.50     | 8,500    | 7,500    | 2.00     | 4.50     | 9,000    | 7,000    |
| 20  | 小海町   | 6.40     | 25.00    | 16,500   | 17,500   | 3.20     | 8.00     | 4,000    | 4,000    | 1.90     | 10.00    | 8,400    | 6,400    |
| 21  | 川上村   | 6.00     | 15.00    | 25,000   | 24,000   | 2.40     | 6.00     | 9,000    | 9,000    | 2.00     | 3.00     | 12,000   | 11,000   |
| 22  | 南牧村   | 6.64     | 18.00    | 25,200   | 25,000   | 1.27     | 7.00     | 9,500    | 7,000    | 1.04     | 6.00     | 9,500    | 7,000    |
| 23  | 南相木村  | 6.50     | 10.00    | 24,000   | 24,000   | 3.50     | 4.40     | 10,500   | 10,000   | 2.50     | 3.00     | 9,500    | 9,000    |
| 24  | 北相木村  | 6.80     | 24.00    | 25,000   | 21,000   | 2.60     | 8.00     | 9,000    | 10,000   | 2.20     | 6.00     | 10,000   | 7,000    |
| 26  | 軽井沢町  | 7.50     | 0.00     | 18,500   | 21,000   | 2.60     | 0.00     | 6,500    | 6,600    | 2.70     | 0.00     | 8,300    | 5,000    |
| 28  | 御代田町  | 6.60     | 0.00     | 23,000   | 23,000   | 2.20     | 0.00     | 7,000    | 7,000    | 2.20     | 0.00     | 9,500    | 8,000    |
| 29  | 立科町   | 6.16     | 14.00    | 21,000   | 21,500   | 1.76     | 3.99     | 6,000    | 6,200    | 2.26     | 5.95     | 9,200    | 6,400    |
| 33  | 長和町   | 6.45     | 18.00    | 20,660   | 17,990   | 2.50     | 8.00     | 7,660    | 7,000    | 1.80     | 11.00    | 8,000    | 5,250    |
| 34  | 東御市   | 6.70     | 11.20    | 19,000   | 19,500   | 2.50     | 3.80     | 7,300    | 7,000    | 2.30     | 1.80     | 9,000    | 8,200    |
| 39  | 青木村   | 7.60     | 0.00     | 25,000   | 25,000   | 2.90     | 0.00     | 6,400    | 6,000    | 2.10     | 0.00     | 7,300    | 6,500    |
| 40  | 坂城町   | 6.70     | 1.80     | 21,000   | 21,100   | 2.70     | 0.50     | 8,400    | 8,500    | 2.40     | 1.00     | 7,700    | 7,700    |
| 42  | 下諏訪町  | 7.50     | 20.80    | 19,000   | 19,800   | 2.60     | 7.04     | 8,500    | 8,000    | 2.30     | 7.28     | 8,000    | 7,000    |
| 43  | 富士見町  | 6.80     | 0.00     | 20,200   | 19,400   | 2.68     | 0.00     | 8,300    | 7,300    | 2.31     | 0.00     | 8,300    | 5,700    |
| 44  | 原村    | 6.40     | 12.00    | 19,600   | 20,800   | 2.20     | 3.00     | 6,200    | 7,000    | 1.92     | 5.60     | 7,400    | 6,200    |
| 46  | 辰野町   | 5.20     | 20.00    | 21,000   | 20,000   | 1.80     | 9.40     | 7,000    | 6,000    | 1.30     | 7.00     | 7,300    | 5,000    |
| 47  | 箕輪町   | 6.50     | 0.00     | 25,000   | 24,000   | 2.30     | 0.00     | 8,500    | 8,000    | 1.80     | 0.00     | 8,000    | 6,000    |
| 48  | 飯島町   | 6.10     | 0.00     | 20,500   | 21,300   | 2.50     | 0.00     | 8,100    | 7,200    | 2.30     | 0.00     | 8,700    | 7,000    |
| 49  | 南箕輪村  | 6.30     | 0.00     | 22,800   | 23,700   | 2.35     | 0.00     | 9,000    | 8,000    | 1.95     | 0.00     | 8,700    | 6,500    |
| 50  | 中川村   | 5.80     | 27.00    | 21,000   | 21,000   | 1.75     | 7.00     | 5,300    | 5,000    | 1.75     | 7.10     | 8,500    | 6,500    |
| 52  | 宮田村   | 6.53     | 0.00     | 23,800   | 24,900   | 2.33     | 0.00     | 8,700    | 7,800    | 2.25     | 0.00     | 9,800    | 7,200    |
| 53  | 木曾町   | 5.80     | 0.00     | 21,000   | 21,000   | 2.40     | 0.00     | 9,000    | 8,000    | 2.20     | 0.00     | 9,000    | 7,000    |
| 54  | 上松町   | 6.50     | 0.00     | 21,000   | 21,000   | 2.26     | 0.00     | 8,000    | 6,700    | 2.00     | 0.00     | 8,000    | 6,000    |
| 55  | 南木曾町  | 7.20     | 0.00     | 18,000   | 21,000   | 2.44     | 0.00     | 8,800    | 6,800    | 2.76     | 0.00     | 10,500   | 7,000    |
| 57  | 木祖村   | 6.20     | 0.00     | 19,000   | 20,000   | 2.60     | 0.00     | 7,500    | 8,000    | 2.00     | 0.00     | 8,500    | 6,000    |
| 61  | 王滝村   | 5.80     | 0.00     | 18,600   | 17,900   | 2.20     | 0.00     | 8,000    | 7,500    | 2.05     | 0.00     | 8,500    | 7,000    |
| 62  | 大桑村   | 6.35     | 0.00     | 23,400   | 23,700   | 2.75     | 0.00     | 10,400   | 9,000    | 2.25     | 0.00     | 9,800    | 7,800    |
| 68  | 筑北村   | 7.20     | 41.00    | 26,000   | 22,500   | 1.95     | 12.00    | 7,000    | 6,800    | 1.25     | 14.00    | 8,500    | 6,000    |
| 69  | 麻績村   | 7.00     | 28.60    | 24,000   | 23,000   | 2.20     | 4.60     | 8,700    | 9,000    | 1.80     | 0.00     | 7,900    | 5,900    |
| 71  | 生坂村   | 6.80     | 0.00     | 23,000   | 20,800   | 2.20     | 0.00     | 7,400    | 6,500    | 1.80     | 0.00     | 8,000    | 5,300    |
| 73  | 山形村   | 7.00     | 20.00    | 20,000   | 22,000   | 2.00     | 10.00    | 6,000    | 6,000    | 1.80     | 5.00     | 6,000    | 6,000    |
| 74  | 朝日村   | 6.70     | 17.40    | 20,000   | 21,000   | 2.60     | 5.40     | 9,000    | 8,000    | 1.88     | 5.00     | 8,000    | 7,000    |
| 76  | 安曇野市  | 6.90     | 0.00     | 20,400   | 20,400   | 2.70     | 0.00     | 9,600    | 9,600    | 2.20     | 0.00     | 7,000    | 7,000    |
| 82  | 池田町   | 6.30     | 0.00     | 19,000   | 18,500   | 2.60     | 0.00     | 9,000    | 7,000    | 1.90     | 0.00     | 7,000    | 5,000    |
| 83  | 松川村   | 6.20     | 0.00     | 23,500   | 23,500   | 2.10     | 0.00     | 8,000    | 7,500    | 2.00     | 0.00     | 9,000    | 7,000    |
| 86  | 白馬村   | 4.80     | 0.00     | 16,900   | 13,900   | 3.50     | 0.00     | 12,300   | 9,500    | 2.30     | 0.00     | 10,700   | 6,300    |
| 87  | 小谷村   | 6.20     | 0.00     | 13,000   | 24,000   | 2.80     | 0.00     | 8,300    | 8,700    | 1.80     | 0.00     | 9,000    | 7,400    |
| 89  | 松川町   | 5.70     | 0.00     | 17,000   | 15,500   | 2.55     | 0.00     | 9,200    | 7,800    | 2.32     | 0.00     | 9,500    | 6,500    |
| 90  | 高森町   | 6.90     | 0.00     | 16,000   | 18,000   | 2.60     | 0.00     | 9,000    | 6,000    | 2.72     | 0.00     | 9,000    | 5,500    |
| 91  | 阿南町   | 6.10     | 0.00     | 19,000   | 18,500   | 2.78     | 0.00     | 8,400    | 8,400    | 2.07     | 0.00     | 7,000    | 5,800    |
| 94  | 阿智村   | 7.30     | 0.00     | 18,000   | 23,000   | 2.30     | 0.00     | 8,500    | 7,000    | 1.80     | 0.00     | 8,200    | 6,500    |
| 96  | 平谷村   | 4.00     | 0.00     | 16,000   | 15,500   | 2.50     | 0.00     | 8,800    | 7,500    | 0.90     | 0.00     | 8,100    | 4,700    |
| 97  | 根羽村   | 3.20     | 0.00     | 13,800   | 12,800   | 1.50     | 0.00     | 6,000    | 6,000    | 1.50     | 0.00     | 7,500    | 6,000    |
| 98  | 下條村   | 5.50     | 0.00     | 18,900   | 16,500   | 2.66     | 0.00     | 9,100    | 7,400    | 2.23     | 0.00     | 9,500    | 5,000    |
| 99  | 売木村   | 4.00     | 0.00     | 14,500   | 11,900   | 2.50     | 0.00     | 7,900    | 5,900    | 2.40     | 0.00     | 8,600    | 4,200    |
| 100 | 天龍村   | 5.72     | 0.00     | 21,200   | 22,000   | 2.65     | 0.00     | 10,000   | 10,000   | 2.10     | 0.00     | 11,000   | 6,000    |
| 101 | 泰阜村   | 5.15     | 0.00     | 15,300   | 15,200   | 2.65     | 0.00     | 8,800    | 8,300    | 1.72     | 0.00     | 6,300    | 5,300    |
| 102 | 喬木村   | 6.17     | 0.00     | 18,500   | 19,000   | 2.80     | 0.00     | 9,200    | 7,500    | 2.75     | 0.00     | 10,700   | 6,000    |
| 103 | 豊丘村   | 4.92     | 0.00     | 17,000   | 14,500   | 2.76     | 0.00     | 9,300    | 7,200    | 2.20     | 0.00     | 10,000   | 6,000    |
| 104 | 大鹿村   | 4.26     | 0.00     | 11,100   | 12,000   | 2.60     | 0.00     | 7,100    | 6,500    | 1.62     | 0.00     | 7,900    | 4,800    |
| 109 | 小布施町  | 6.20     | 0.00     | 23,000   | 18,000   | 2.40     | 0.00     | 9,100    | 6,700    | 2.15     | 0.00     | 9,600    | 5,000    |
| 111 | 高山村   | 7.80     | 0.00     | 21,700   | 21,200   | 2.10     | 0.00     | 5,800    | 5,800    | 2.40     | 0.00     | 8,000    | 7,000    |
| 112 | 山ノ内町  | 4.80     | 15.50    | 23,000   | 21,400   | 2.10     | 7.50     | 10,000   | 8,200    | 1.70     | 6.50     | 11,800   | 6,400    |
| 113 | 木島平村  | 6.50     | 7.75     | 21,000   | 22,100   | 2.60     | 3.00     | 7,900    | 8,500    | 2.60     | 2.90     | 9,300    | 7,800    |
| 114 | 野沢温泉村 | 6.90     | 19.40    | 17,800   | 18,000   | 2.80     | 7.60     | 6,000    | 6,700    | 2.70     | 4.80     | 6,900    | 5,500    |
| 117 | 信濃町   | 6.80     | 0.00     | 20,800   | 20,800   | 2.40     | 0.00     | 7,200    | 7,100    | 2.20     | 0.00     | 6,700    | 6,500    |
| 118 | 飯綱町   | 6.60     | 0.00     | 22,000   | 23,000   | 2.30     | 0.00     | 8,000    | 8,000    | 1.80     | 0.00     | 8,000    | 6,000    |
| 122 | 小川村   | 7.90     | 0.00     | 20,000   | 22,000   | 2.60     | 0.00     | 6,500    | 5,500    | 2.80     | 0.00     | 7,000    | 5,500    |
| 125 | 栄村    | 6.10     | 0.00     | 15,000   | 17,000   | 2.60     | 0.00     | 6,500    | 7,000    | 1.90     | 0.00     | 6,500    | 5,300    |
|     | 県内平均  | 6.41     | 16.50    | 20,051   | 20,404   | 2.50     | 5.87     | 8,078    | 7,363    | 2.12     | 5.45     | 8,531    | 6,477    |